

Green Flag Online Assessment Guide

September 2020




Content

Why Online Assessment for Green Flag?

Online Assessment Process

Updated Criteria: Things to take note

Summary

Recovery Phase  Physical assessment

Usual Green Flag Award Assessment

- Maintain social distance
- Cost
- Human Resources



Discussion and recommendation of award



Online assessment



Online interview with the Eco-Committee .

- via Google Meet/Zoom
- 30 mins



Review of reports

Application form submitted by school

Submission

of video to showcase projects.



- Replace school tour
- 15-20 mins

Online assessment process



The way forward:

1. [Review of reports](#) submitted by school (Application form [here](#))
2. [Submission of video](#) to showcase their projects. This video is to replace the physical school tour assessors usually take part when visiting the school for site assessment. The video can be around 15-20 minutes.
3. WWF-Malaysia will liaise with the assessors and set a date with the school for an [online interview with the Eco-Committee via Zoom/Google Meet](#). The interview will be 30 minutes at most.
4. Assessors will discuss and make their [recommendation](#) after the above is done.

Updated criteria: Things to take note



Step 1

1. There are plans in place for Eco-Committee continuation.
What are the plans of making sure new members are added gradually and continuously?
Pictures of training new members / meeting discussion
2. How are students given chance to nominate adult members?
Pictures, nomination form, meeting notes
3. Minutes are displayed on the Eco-Schools notice board (virtual / physical).

Updated criteria: Things to take note



Step 3

1. Action Planning is based on findings from environmental review.
Link action plan to specific inputs from environmental review.



Goals: To reduce energy usage by 3% from last bill by Dec 2020

Action Plan: - Checking all lights to see if it works

- To put reminders to switch off all electric appliances when not in use
- Set AC temperature at 24 degrees Celsius

2. Follows the elements of **SMART** Goals.
Could be in the form of table

Create S.M.A.R.T. Goals



Updated criteria: Things to take note



Step 3

1. Proof of amendment on action plan, including new environmental review /result comparison, reports.
Could be in the form of table, write up, progress report - submit all in a folder with sufficient explanation on the changes.
2. Show links to Sustainable Development Goals.
Identify which SDG can be linked to your Eco-Schools projects.

Create S.M.A.R.T. Goals







Updated criteria: Things to take note



Step 4

1. Data is compared to Environmental Review baseline

Example:

Waste Minimisation	Yes / No	What do we need to improve?	How urgent is it?	How much would it cost?
Does your school encourage students to bring their own reusable water bottles or food containers to reduce usage of plastic?	 	Give discount for students who bring own container		

Monitor: Total amount of discount given in 1 month(ex: RM0.20 per student)

Number of plastics/plastic containers saved by canteen in a month.

Updated criteria: Things to take note



Step 4

1. Data is compared to Environmental Review baseline

Example:

Waste Minimisation	Yes / No	What do we need to improve?	How urgent is it?	How much would it cost?
Does your school encourage students to bring their own reusable water bottles or food containers to reduce usage of plastic?		Encourage students to bring own container		

May 2017

Monitor: Number of students are bringing their own containers Jan 2018-Dec 2018

2. Measuring tools used are recorded.

How do you measure the change? Photography, interviewing/survey results, data(table,counting,graph)

Updated criteria: Things to take note



Step 5

1. The school has a student and a teacher responsible for environmental education in the school.
Give a little background on the students and teachers involvement in the development of environmental education.
2. Aspects of Eco-Schools activities are integrated into a range of subjects across the curriculum (more than 50%) for the majority of the school year.
Provide curriculum map, yearly planning as evidence.
3. Assessments capture the school's progress on environmental literacy.
How do you measure school's progress? Is there a system in place?

Updated criteria: Things to take note



Step 6

1. Details of Eco-Schools activities are put on the school's website or other social media platforms.
Share links of social media accounts, blog or other virtual notice boards.
2. The Eco-Committee has formed a collaborative relationship with other schools internationally and maintains contact to exchange information and work on joint-projects.
 - *Opt for virtual collaborations*
 - *Smart partnerships under MOE*
 - *Get ahold of PPD officers*

Updated criteria: Things to take note



Step 7

1. The Eco-Code is displayed on the Eco-Schools notice board and in all classrooms. It is also displayed on any outside notice board and the school's website or other social media platforms. *Share links of social media accounts, blog or other virtual notice boards.*

Review of application

- If the school is awarded Silver/Bronze this time, recommendation to re-apply for Green Flag in:
 - 6 months
 - 1 year
 - 1.5 years
- The school requires more commitment and action in order to clearly meet the criteria in the future. You must make a note of the actions required and implement to meet the criteria more fully when they are re-assessed in 6 months to 1.5 years' time.
- New criteria introduced will be officially included in assessments after June 2021.





Working to sustain the natural world for the benefit of people and wildlife.

together possible™

panda.org

WWF® and ©1986 Panda Symbol are owned by WWF. All rights reserved.